

# Accounts

- General
- Accounts**
- Junk Mail
- Fonts & Colors
- Viewing
- Composing
- Signatures
- Rules

- iCloud  
iCloud IMAP
  - scottm@s...**  
IMAP
- +

- Account Information
- Mailbox Behaviors
- Advanced**

- Automatically detect and maintain account settings
- Include when automatically checking for new messages
- Compact mailboxes automatically
- Automatically download all attachments
- Send large attachments with Mail Drop

Check with your system administrator before changing any of the advanced options below:

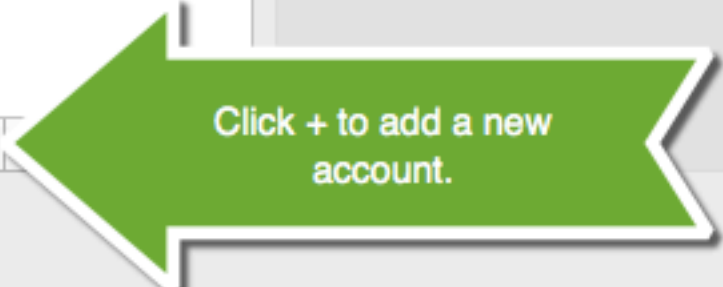
IMAP Path Prefix:

Port:   Use SSL

Authentication:

Allow insecure authentication

Use IDLE command if the server supports it





General

Accounts

Junk Mail

Fonts &amp; Colors






Viewing

Composing

Signatures

Rules

**Choose a mail account to add...**

-  iCloud
-  Exchange
-  Google™
-  YAHOO!
-  **Aol.**
- Add Other Mail Account...



Cancel

Continue

+

-





General Accounts Junk Mail Fonts & Colors Viewing Composing Signatures Rules

## Add a Mail Account

To get started, provide the following information:

Full Name:

Email Address:

Password:

Cancel



Create

Use IDLE command if the server supports it





General



Accounts



Junk Mail



Fonts &amp; Colors



Viewing



Composing



Signatures



Rules



## Add a Mail Account

To get started, provide the following information:

Full Name:

Email Address:

Password:

Account must be manually configured

Cancel

Next

You'll see the notice  
'Account must be  
manually configured'  
This is normal, just hit  
Next.





General



Accounts



Junk Mail



Fonts &amp; Colors



Viewing



Composing



Signatures



Rules



### Incoming Mail Server Info

Account Type:  IMAP  POPMail Server: User Name: Password: 



General



Accounts



Junk Mail



Fonts &amp; Colors



Viewing



Composing



Signatures



Rules

**Outgoing Mail Server Info**

SMTP Server: mail.silverbarre.com

User Name: test@silverbarrel.com

Password: .....

Cancel

Back

Create

 Use IDLE command if the server supports it



General

Accounts

Junk Mail

Fonts &amp; Colors

Viewing

Composing

Signatures

Rules



### Outgoing Mail Server Info

SMTP Server: User Name: Password: 

Additional account information required

You'll see the notice  
'Additional account  
information required'  
This is normal, just hit  
Next.



# Accounts



General Accounts Junk Mail Fonts & Colors Viewing Composing Signatures Rules

## Outgoing Mail Server Info

Port:   Use SSL

Authentication:

Cancel

Back

Create

Authentication:

Allow insecure authentication

Use IDLE command if the server supports it





# Accounts



General Accounts Junk Mail Fonts & Colors Viewing Composing Signatures Rules



iCloud  
iCloud IMAP



scottm@s...  
IMAP



test@silv...  
IMAP

Account Information

Mailbox Behaviors

Advanced

Enable this account

Account Type: IMAP

Description: test@silverbarrel.com

Email Address: test@silverbarrel.com

Full Name: Test

Incoming Mail Server: mail.silverbarrel.com

User Name: test@silverbarrel.com

Password: ••••••

Outgoing Mail Server (SMTP): mail.silverbarre.com:test@silv

Use only this server

TLS Certificate: None

Once complete, this is what the  
Account Information screen will look  
like



# Accounts



General Accounts Junk Mail Fonts & Colors Viewing Composing Signatures Rules



iCloud  
iCloud IMAP



scottm@s...  
IMAP



test@silv...  
IMAP

Account Information

Mailbox Behaviors

Advanced

- Automatically detect and maintain account settings
- Include when automatically checking for new messages
- Compact mailboxes automatically
- Automatically download all attachments
- Send large attachments with Mail Drop

Check with your system administrator before changing any of the advanced options below:

IMAP Path Prefix:

Port:   Use SSL

Authentication:

Allow insecure authentication

- Use IDLE command if the server supports it

Once complete, this is what the  
Advanced screen will look like

