

Gmail ▾



COMPOSE

Inbox

Starred

Important

Sent Mail

Drafts

Circles ▾

 Friends **Family (1)** Acquaintances Following Technology

Primary

 Social **3 new** Promotions **43 new**

Your Primary tab is empty.

Personal messages and replies.

To add or remove tabs click [inbox settings](#).

Once logged in to your Gmail account, choose Settings from the configuration menu.

Display density:

 Comfortable (on larger displays) Cozy Compact Configure inbox Settings Themes Send feedback Help



COMPOSE

[General](#) [Labels](#) [Inbox](#) [Accounts and Import](#) [Filters](#) [Forwarding and POP/IMAP](#) [Chat](#) [Web Clips](#) [Labs](#) [Offline](#) [Themes](#)**Change account settings:**[Change password](#)
[Change password recovery options](#)
[Other Google Account settings](#)**Import mail and contacts:**[Learn more](#)

Import from Yahoo!, Hotmail, AOL, or other webmail or POP3 accounts.

[Import mail and contacts](#)**Send mail as:**

(Use Gmail to send from your other email addresses)

[Learn more](#)**Scott Morrish <smorrish@gmail.com>**[Add another email address you own](#)[edit info](#)**Check mail from other accounts (using POP3):**[Learn more](#)[Add a POP3 mail account you own](#)**Using Gmail for work?**

Companies can power their email with Gmail

Grant access to your account:

(Allow others to read and send mail on your behalf)

[Learn more](#)[Add another account](#)

- Mark conversation as read when opened by others
- Leave conversation unread when opened by others

Add additional storage:You are currently using 0.02 GB (0%) of your 15 GB.
Need more space? [Purchase additional storage](#)

Step 1 is to add a POP3 account so Gmail can receive your @yourdomain.com emails.

- Inbox
- Starred
- Important
- Sent Mail
- Drafts
- ▼ Circles
- Friends
 - Family (1)**
 - Acquaintances
 - Following
 - Technology
 - News
 - Sports
 - Entertainment
 - Fun & Interesting

Personal

scottm@silverbarrel.c...

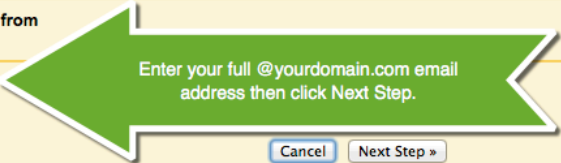
Travel

[Sign into chat](#)

Add a mail account you own

Enter the email address of the account to get mail from
(Note: You may add 5 more of your accounts)

Email address:



Enter your full @yourdomain.com email
address then click Next Step.

Cancel

Next Step »

Add a mail account you own

Enter the mail settings for `example@silverbarrel.com`. [Learn more](#)

Email address: `example@silverbarrel.com`

Username:

Password:

POP Server:

Port:

Leave a copy of retrieved message on the server. [Learn more](#)

Always use a secure connection (SSL) when retrieving mail. [Learn more](#)

Label incoming messages:

Archive incoming messages (Skip the Inbox)

Enter the following information:

Username: your full email address

Password: as provided by Silver Barrel

POP Server: mail.silverbarrel.com

Port: 995


Checkmark: Always use a secure connection (SSL)...

Click Add Account

Cancel

« Back

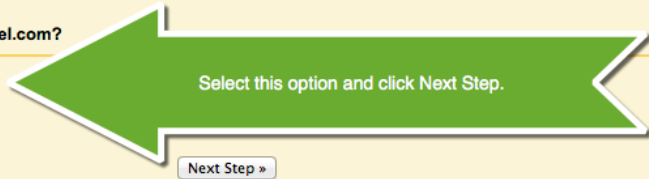
Add Account »

 **Your mail account has been added.**

You can now retrieve mail from this account.

Would you also like to be able to send mail as **example@silverbarrel.com**?

- Yes, I want to be able to send mail as **example@silverbarrel.com**.
- No (you can change this later)



Next Step »

Add another email address you own

Enter information about your other email address.

(your name and email address will be shown on mail you send)

Name:

Email address: **example@silverbarrel.com**

Treat as an alias. [Learn more](#)

[Specify a different "reply-to" address](#) (optional)

Cancel

Next Step »

Enter the name that you want to appear
on your sent emails.

Ensure Treat as an alias is checked.

Click Next Step

Add another email address you own

Send mail through your SMTP server

Configure your mail to be sent through silverbarrel.com SMTP servers [Learn more](#)

SMTP Server: Port:

Username:

Password:

- Secured connection using [TLS \(recommended\)](#)
 Secured connection using [SSL](#)

Enter the following information:

SMTP Server: mail.silverbarrel.com

Username: your full email address

Password: as provided by Silver Barrel (same password used in previous step)

Checkmark: Secured connection using TLS

Click Add Account.

Add another email address you own

Confirm verification and add your email address

Congratulations, we successfully located your other server and verified your credentials. Just one more step!

An email with a confirmation code was sent to **example@silverbarrel.com**. [Resend email](#)

To add your email address, do one of the following:

Click on the link in the confirmation email

|
OR
|

Enter and verify the confirmation code

Verify

[Close window](#)

Gmail will send you a verification link as well as a confirmation code.

Click on the verification link or enter the code here and click Verify.



COMPOSE

[General](#)
[Labels](#)
[Inbox](#)
[Accounts and Import](#)
[Filters](#)
[Forwarding and POP/IMAP](#)
[Chat](#)
[Web Clips](#)
[Labs](#)
[Offline](#)
[Themes](#)
Change account settings:

[Change password](#)
[Change password recovery options](#)
[Other Google Account settings](#)

Import mail and contacts:[Learn more](#)

Import from Yahoo!, Hotmail, AOL, or other webmail or POP3 accounts.

[Import mail and contacts](#)**Send mail as:**

(Use Gmail to send from your other email addresses)

[Learn more](#)**Scott Morrish** <smorrish@gmail.com>**Scott Morrish** <example@silverbarrel.com>Mail is sent through: mail.silverbarrel.com
Secured connection on port 587 using TLS[Add another email address you own](#)**When replying to a message:**

- Reply from the same address the message was sent to
 Always reply from default address (currently smorrish@gmail.com)
(Note: You can change the address at the time of your reply. [Learn more](#))

Check mail from other accounts (using POP3):[Learn more](#)**example@silverbarrel.com**Last checked: 0 minutes ago. One mail fetched. [View history](#) [Check mail now](#)[Add a POP3 mail account you own](#)**Using Gmail for work?**Companies can power their email with Gmail for businesses. [Learn more](#)**Grant access to your account:**

(Allow others to read and send mail on your behalf)

[Learn more](#)[Add another account](#)

- Mark conversation as read when opened by others
 Leave conversation unread when opened by others

Add additional storage:You are currently using 0.02 GB (0%) of your 15 GB.
Need more space? [Purchase additional storage](#)

Once your new account has been verified, go back to the Accounts and Import section and checkmark this option.

YOU'RE FINISHED!

Inbox (1)

Starred

Important

Sent Mail

Drafts

Circles

 Friends **Family (1)** Acquaintances Following Technology News Sports Entertainment Fun & Interesting

Personal

scottm@silverbarrel.c...

Travel

...

[Sign into chat](#)

Search people...

it info

info

delete

edit info

delete